

The Bridge

P.O. Box 18, Montgomery Center, VT 05471 ♦ E-mail: CoveredBridgesGardenClub@hotmail.com

**Marsha Phillips &
Sue Wilson**
Co-Presidents

Marijke Dollois
2nd Vice President
(Membership)

Sharon Perry
Treasurer

Kathy Ross
Corresponding
Secretary

Lauri Ellis
Ways and Means

Mary Carol Mankin
Editor, *The Bridge*

COMMITTEES

Civic Beautification
Barrels
Library Garden
School Garden
Village Green

Hospitality

Programming

Publicity

Ways & Means

Yearbook

We would love to have you participate in any of these committees! If you wish to help, please email us or contact Marsha Phillips at 326-3111 or Sue Wilson at 326-4189.

Please send items for the newsletter to the editor: mcmanikin@comcast.net or call 848-7567.

Covered Bridges Garden Club Newsletter

October 2009

Next Meeting

One Woman's Approach to
"Natural" Gardening
Of Both Flowers & Produce
in Franklin County

Wednesday, October 21st at 6:30 pm
Safety Building, Montgomery Center

Olga Lermontov of Raven's Ridge Farm Stand fame will share with us the secrets of her fabulous flowers and her superior produce. Her down to earth approach to gardening is a "circle of life." She describes her gardens as being "beyond organic," and her approach as a whole way of life. Come listen and learn. Bring your gardening questions for her advice.

"Be kind to the soil. Whatever one takes from the soil, one must replace." Olga L.

Hosts: Elsie Saborowski & Wendy Howard

CHRISTA'S CORNER



Last autumn I was asked by a friend how I would feel about having her as an apprentice when it came time to do this year's canning. Done with mowing, weeding, raking, mulching, shoveling poop and canning for a while, and feeling I might actually have the time to do what my friend had suggested, I said, "Sure!" Of course, I promptly forgot about it, until I was reminded of my promise as canning time came in to view this year. Up to my ears (once again) in mowing, weeding, raking ...etc, ...etc, plus the fact there wasn't much to can after going through a devastating hailstorm and losing just about all of our tomatoes to the blight, I wasn't sure what I could do for an apprentice.

However, a promise is a promise. Early one morning my friend drove up the driveway with several knobs of garlic and twenty-two pounds of tomatoes she had purchased at a farm in Westfield and we got into making spaghetti sauce. We chopped tomatoes, onions, garlic, and fresh-from-the-garden par-celery, oregano, and basil. Chopping onions made us weep, and so did telling stories from our past, ...the reason for the second was because we laughed so hard. We released it all into my gigantic pot and stirred it together.

Four hours later, when it was smooth to the touch of the spoon and rich in flavor, we poured it into jars, sealed it, and carried it into the basement where I have a small stove just for canning, and we put it into the pressure cooker and counted pressure control jiggles and the bottles on the wine rack.

That evening, both of us smelling as if we had been dipped into the stuff we had just canned, we hugged each other good-bye and I waived my hand in a salute as she drove away. She replied by raising a jar of still warm spaghetti sauce.

Until next time ...stay well ... and think GREEN.

— Christa Chevalier





September's Meeting: Village Green Clean Up—Getting Ready For Another Winter



These lovely photos of our busy day were graciously taken and provided by our intrepid photographic chronicler—Charlotte Rosshandler.

Thanks Charlotte!!!!



MEMBERSHIP UPDATE

We have had once again a very successful membership drive for the year 2009-2010. Thanks to Marsha's suggestion, we send out a mass mailing to all Montgomery primary homeowners and secondary homeowners which has resulted in new members and others who donated to the cause of the CBGC. Our current membership stands at 72 and I am sure some other of our previous members will still join for the coming year. The yearbook will be distributed shortly to all current members listing all of the upcoming activities and a listing of this year's membership.

We would like to welcome the following new members and thank them for joining the CBGC:

The Belfry

Michael and Marnie Bimm

Richard V. Brodeur

Eileen and Joe Catalano

Tracey Durgan

Sarita Khan

Ave Leslie

Stephanie Machia

Stacy B. Manosh

Nancy & David Martinson

Bethany Remmers

Marvin & Sue Rusk

Marilyn Takefman

Kirsi Ulmonen

Cordy Von Conta

Louise Yamada



Being a member of the CBGC does not always mean you have to do something; it means you care about our community, enjoy seeing the barrels and gardens, and know that by your contribution you have enabled the CBGC to continue its town beautification and all other programs.

We hope that the new members and all previous members will enjoy this year's programming and join us whenever possible. If you have any suggestions, we'd appreciate hearing from you.

Submitted by: Marijke Cordes-Dollois, Membership Chair



“God made rainy days so gardeners could get the housework done.”

Author unknown



UPCOMING LOCAL EVENTS

Saturday & Sunday, October 10th & 11th

A Harvest of Quilts

The Common Threads Quilt Guild will be holding their fourth biennial quilt show on Saturday and Sunday, October 10th and 11th in the Peoples Academy Gym in Morrisville, VT. The Guild, comprised of over 80 members, will have a display of 100 quilts made by Guild members. There also will be quilting demonstrations, vendors of quilt fabric and notions, and a Craft Boutique of items made by our members. Covered Bridges Garden Club member, Sharon Perry, is a member of the Guild and will have three entries in the quilt show. Drive to Morrisville and see how Sharon occupies her time when she is not gardening.

As part of our fund-raising efforts, a Raffle Quilt has been made by Guild members and will be awarded on Sunday at the end of the show, along with other raffle prizes. A Silent Auction of quilted items, kits, and other related items will also be held. Proceeds from the show and the raffle will be used to purchase materials for the Sunshine Quilts, to provide learning opportunities for Guild members, and as donations to area organizations.

The Guild invites everyone to come and see the beautiful work done by our members. The show runs from 10-5 on Saturday and 10-3 on Sunday and admission is \$5. Anyone interested in joining the Guild can sign up at the show or come to one of the regular meetings, held the first Thursday of the month at 7 PM at the Sterling View Clubhouse in Hyde Park. The Guild is open to anyone who quilts or is interested in quilting. Dues are \$15 per year and help defray the cost of our monthly newsletter and help purchase materials for our Sunshine Quilts. Our members come from every town in Lamoille County plus Montgomery, Fairfax, Derby Line, Newport, Craftsbury, Hardwick, Danville, East Calais, Waterbury, and beyond.

Saturday, October 17th, 12:30—3 pm


The Friends of the UVM Horticulture Farm (FHF) Annual Member's Meeting


This meeting will be held at the Blasberg Building at the UVM Horticulture Research Center, 65 Green Mountain Dr, So. Burlington.

The meeting is open to FHF Members and Non-Members. Please bring any friends/family members who may be interested in finding out more about Friends and/or becoming a new member and supporting our mission! Please, leave your pets home since the Hort. Farm is primarily a UVM research farm.

Please check our website: www.friendsofthehortfarm.org to see our events and what we have been up to all year! Directions to the Hort. Farm can be found at our website in the "contact us/directions" section.

We urge you to attend and bring your suggestions and input for the future. No need to RSVP for this meeting.





Seasonal Soil Care:

Fall

For Vegetables:

At the end of the growing season, clean up the garden. Remove diseased plant material, woody stalks, and any other debris that will break down more quickly if composted. If you don't plan to use a cover crop or mulch, leave some plant debris on the surface to prevent erosion. Otherwise, lightly till or dig in remaining plant debris. Build compost piles with garden debris, leaves, and yard trimmings.



Fall is a great time to take soil samples. Send them to a laboratory or follow instructions with your home test kit. Add and incorporate finished or partially decomposed compost, and fertilize beds with phosphorous and lime as indicated by soil test results.

If you are planning a new garden or expanding the old, dig or turn under sod now. Plant all beds with a winter cover crop or apply a layer of mulch to protect soil and add organic matter.


For Flowers:



This is the time for the regular annual feeding for most perennials. Be conservative, and avoid sources of soluble nitrogen, which can encourage plants to produce succulent new growth that will be damaged by cold temperatures. Correct any soil deficiencies detected by your summer soil test. Apply bonemeal to your bulb plantings to prepare them for fall and early spring growth. If necessary, mulch all flower beds for winter protection.

For Trees and Shrubs:

Repeat spring mulching and fertilizing, if necessary. To prevent winter injury, avoid adding high-nitrogen fertilizers. If the soil is dry, thoroughly irrigate around trees and shrubs before the ground freezes to make sure the roots can get adequate water.



Source: "Start with the Soil" by Grace Gershuny, Rodale Press, 1993

SAVE THE DATE!!!

November's Meeting

Tuesday, November 17th, 6:30 pm

Create your own Fall or Holiday swag!


Presented by: Annette Goynes



Come prepared with a bundle of twigs, a hot glue gun, ribbon of your choice (3 yds), and any dried or fresh natural materials from your garden, fields, woods, or craft store.

The time to dry things is now! Pick a clear, dry day after the dew has dried. Just hang any of the following up in a dry room: hydrangea, sage, Artemisia, mint, mountain ash, berries, etc. Gather milkweed pods, pinecones, birch bark (on the ground—NOT from the tree!), green moss, reindeer moss, princess pine, etc. You will learn to make a bow (practice ribbon will be available), and decorate!

Hosts: Sue Wilson, Jeffrey Gonyaw, & Mary Carol Mankin



Gardening Tip: Growing Garlic

Planting garlic in the fall results in larger garlic bulbs. Separate the cloves and soak them in water with one tablespoon each of baking soda and liquid seaweed for a few hours before planting. This protects them from fungus. Plant in full sun, one inch deep, and about four inches apart.


Please note: We have garlic in stock at the moment, both long neck and elephant varieties.

Source: Hamlen's Garden Center Helpful Hint e-newsletter

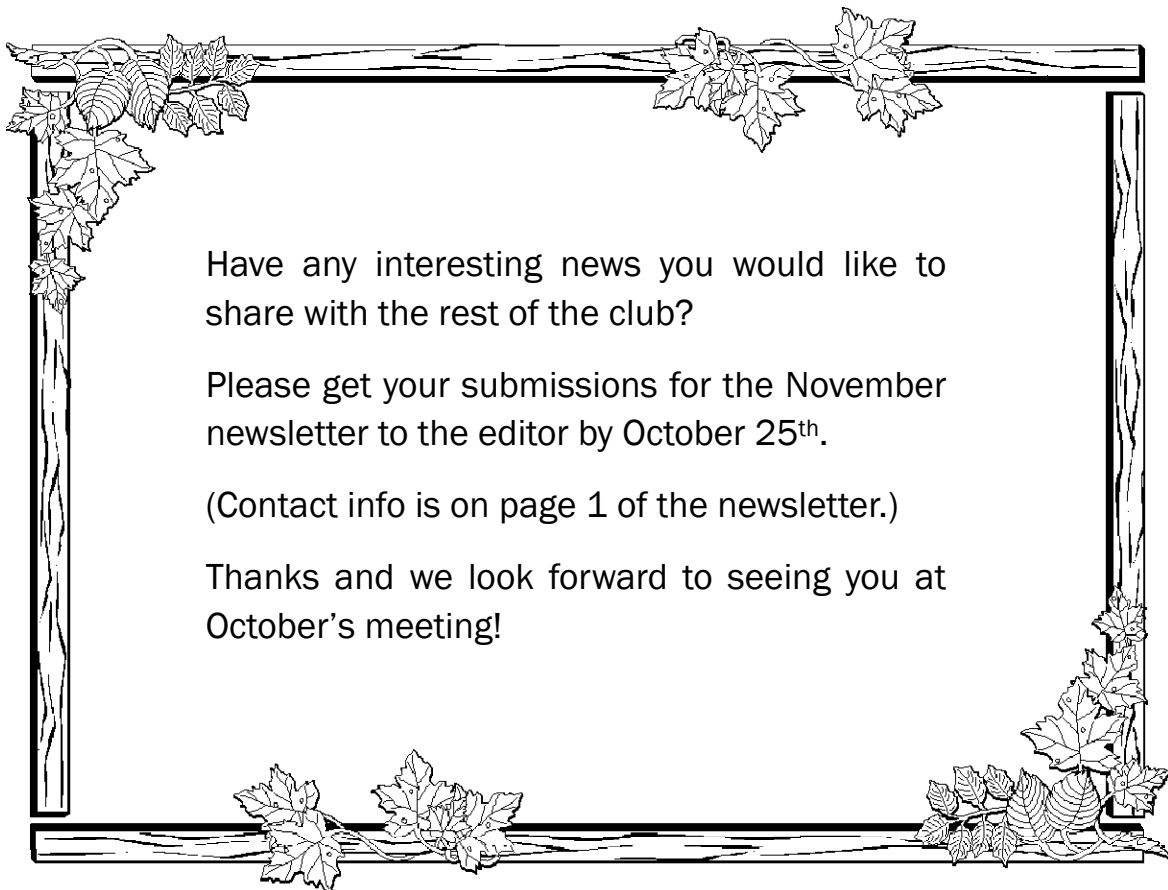
Junior Gardeners Update!

On Monday September 14 Third and Fourth graders gathered after school in the Montgomery Elementary School kitchen for a "Pesto Extravaganza". Basil grown in the school garden was harvested. The most desirable leaves hand picked, delicately washed and patted dry by enthusiastic Junior Gardeners. The children added fresh grated parmesan, sunflower seeds, olive oil and home grown garlic. Working the food processors was exciting for all and a huge amount of Pesto was gleefully consumed . YUM!

Submitted by: Wendy Howard



Covered Bridges Garden Club
P.O. Box 18
Montgomery Center, VT 05471



Have any interesting news you would like to share with the rest of the club?

Please get your submissions for the November newsletter to the editor by October 25th.

(Contact info is on page 1 of the newsletter.)

Thanks and we look forward to seeing you at October's meeting!